

Scaled data based on original data using  
LM-79-08 Approved Method: Electrical and Photometric Measurements of Solid-  
State Lighting Products

Test Report Prepared for  
Cooper Lighting Solutions  
(formerly Eaton)

Brand: STREETWORKS

Report Number: P414716

Luminaire Tested: **LXF.LXT-PA1-30-750-U-SL3-CL**

Issue Date: 10/26/2020

**Test Information**

Test Method: LM-79-08  
Report Number: P414716  
TEST IS SCALED FROM IESNA LM-79-08 TEST DATA (G3-1907-433-14)  
Test Lab: INNOVATION CENTER  
Issue Date: 10/26/2020  
Manufacturer: COOPER LIGHTING SOLUTIONS (FORMERLY EATON)  
Product Line: STREETWORKS  
Catalog Number: LXF.LXT-PA1-30-750-U-SL3-CL  
Description: DECORATIVE POST TOP LUMINAIRE  
(1) 70 CRI, 5000K, 375mA LIGHT ENGINE WITH 24 LEDS AND TYPE III SPILL  
LIGHT ELIMINATOR OPTICS AND CLEAR LENS PANELS  
Light Source: -  
Ballast/Driver: ELECTRONIC DRIVER

**Summary**

Lumens per Lamp: N/A  
Luminaire Lumens: 3704 lumens  
Efficiency: N/A  
Efficacy: 119.5 lumens/watt  
Luminous Opening: Rectangular w/ Sides (W: 1.17' x L: 1.17' x H: 0.83')  
IES Classification: Type III - Medium - Non-Cutoff  
BUG Rating: B1 - U3 - G2

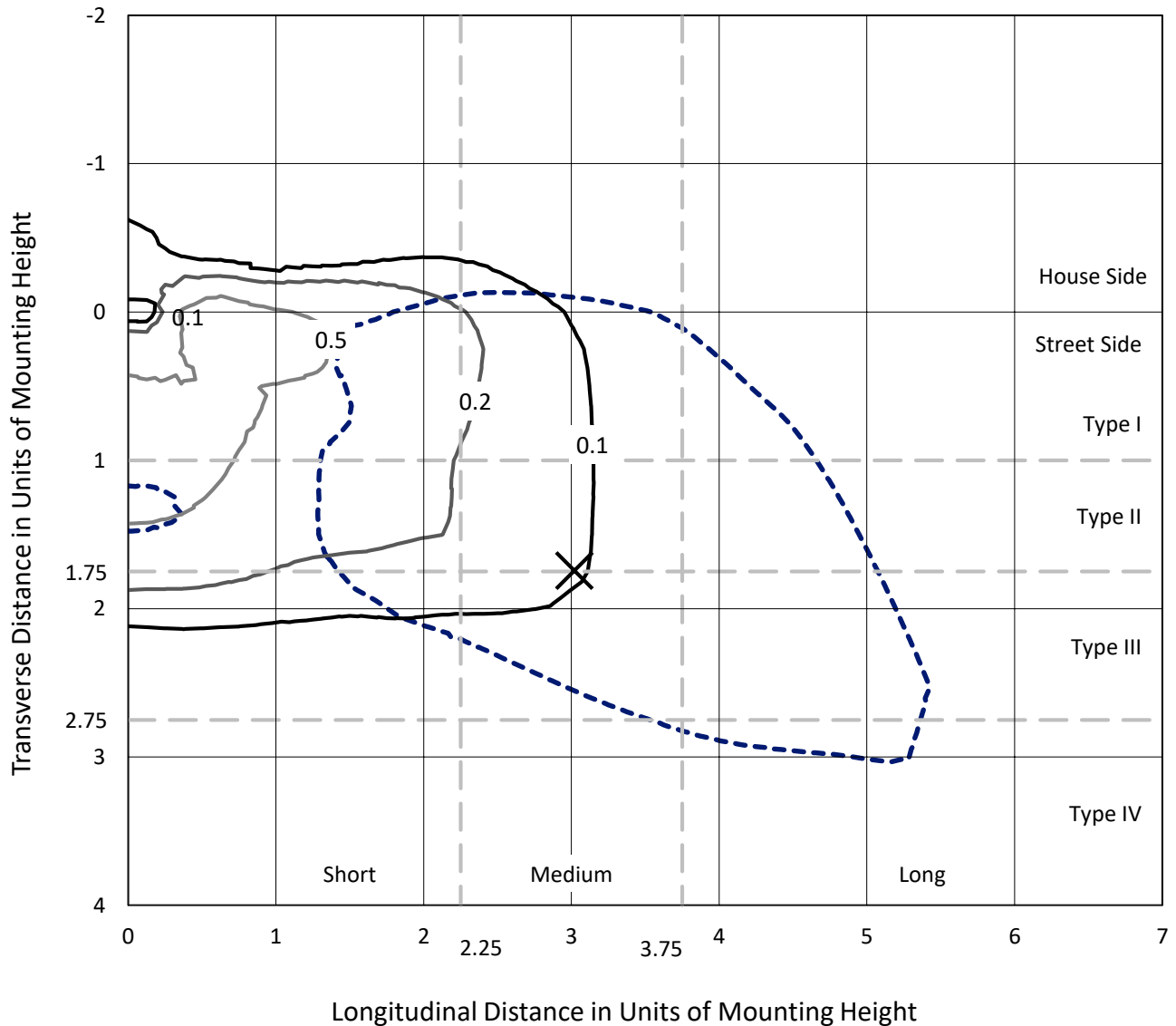
Input Watts (W): 31  
Input Voltage (V): NR  
Input Current (Ain): NR  
Voltage Rise (V): NR  
Power Factor: NR  
Total Harmonic Distortion (THDi): NR  
Frequency (hertz): 60  
Stabilization Time: NR  
Operation Time: NR  
Ambient Temperature (°C): NR  
Test Distance: 28.75 FT



REPORT NUMBER: P414716  
 CATALOG NUMBER: LXF.LXT-PA1-30-750-U-SL3-CL

### Iso-Footcandle Lines of Horizontal Illumination

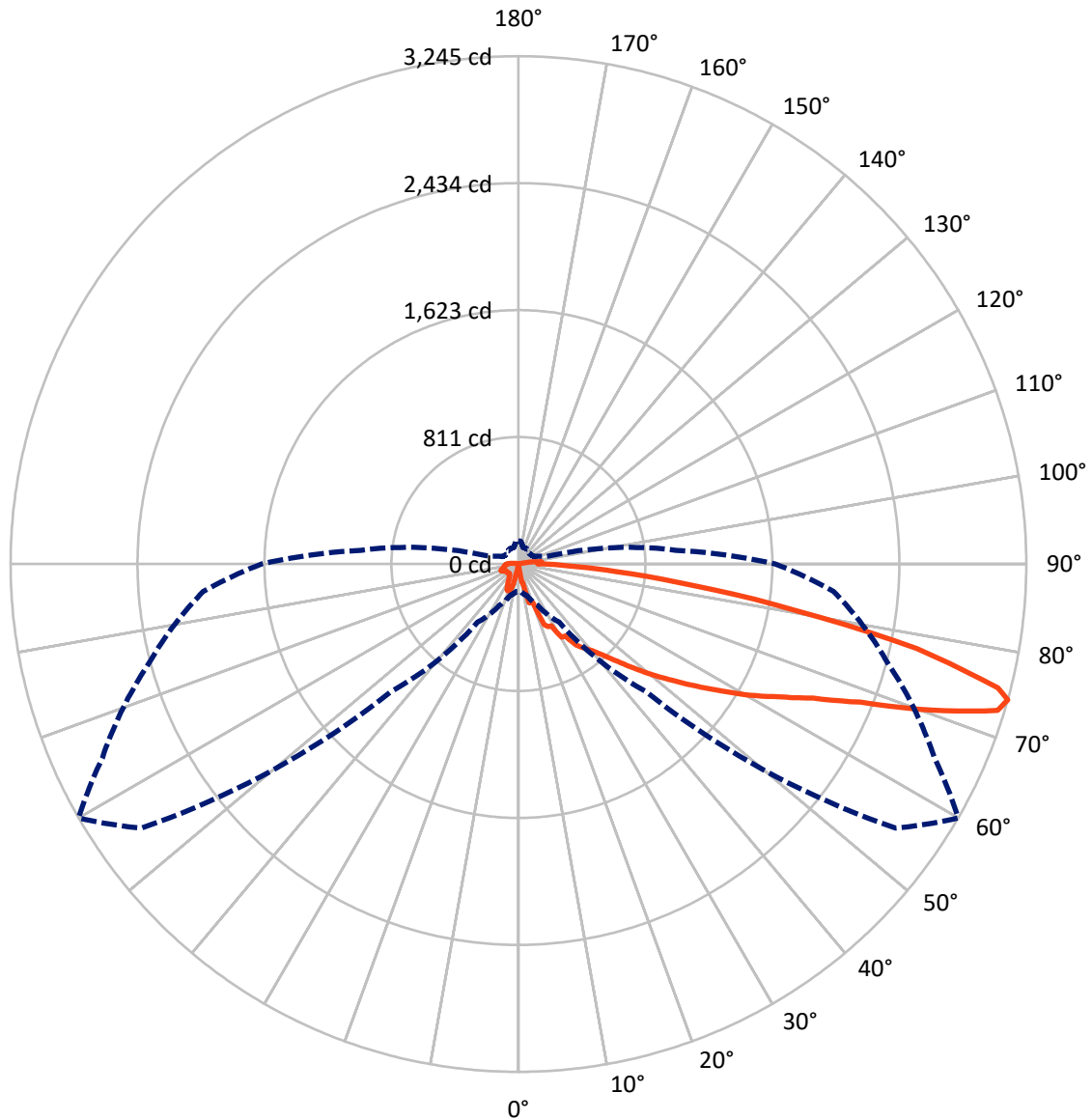
× Max cd  
 - - - 1/2 Max cd



Based on 25 foot mounting height. Maximum calculated value = 0.8 fc  
 Type III - Medium - Non-Cutoff

REPORT NUMBER: P414716  
CATALOG NUMBER: LXF.LXT-PA1-30-750-U-SL3-CL

### Luminous Intensity Polar Plot



— Vertical Plane Through 60-Deg Lateral      - - - Horizontal Cone Through 74-Deg Vertical

REPORT NUMBER: P414716

CATALOG NUMBER: LXF.LXT-PA1-30-750-U-SL3-CL

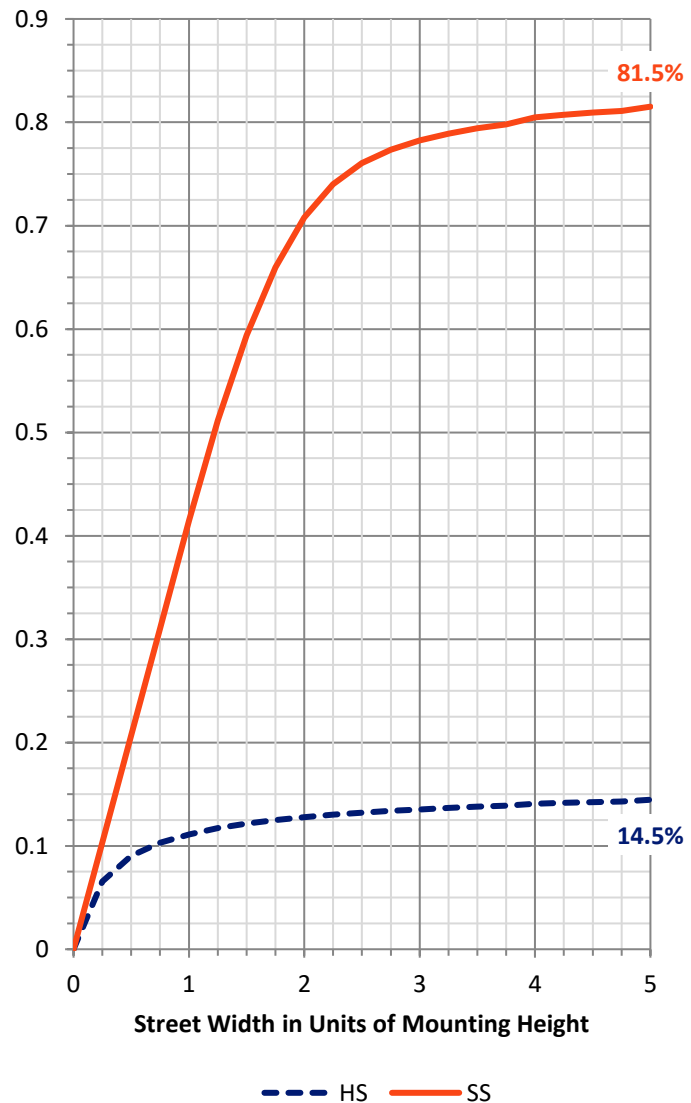
**FLUX DISTRIBUTION:**

		Downward	Upward	Total
<b>House Side</b>	Lumens	568.4	36.0	604.4
	% Fixture	15.3	1.0	16.3
<b>Street Side</b>	Lumens	3061.0	38.6	3099.6
	% Fixture	82.6	1.0	83.7
<b>Total</b>	Lumens	3629.4	74.6	3704.0
	% Fixture	98.0	2.0	100.0

**Coefficient of Utilization**

**ZONAL LUMENS:**

Zone	Lumens	% Fixture
0°-10°	4.1	0.1
10°-20°	47.3	1.3
20°-30°	143.2	3.9
30°-40°	286.7	7.7
40°-50°	491.8	13.3
50°-60°	749.8	20.2
60°-70°	923.8	24.9
70°-80°	772.3	20.9
80°-90°	210.3	5.7
90°-100°	54.3	1.5
100°-110°	9.7	0.3
110°-120°	3.6	0.1
120°-130°	2.7	0.1
130°-140°	1.9	0.1
140°-150°	1.5	0.0
150°-160°	0.7	0.0
160°-170°	0.0	0.0
170°-180°	0.0	0.0
0°-90°	3629.4	98.0
0°-180°	3704.0	100.0



REPORT NUMBER: P414716

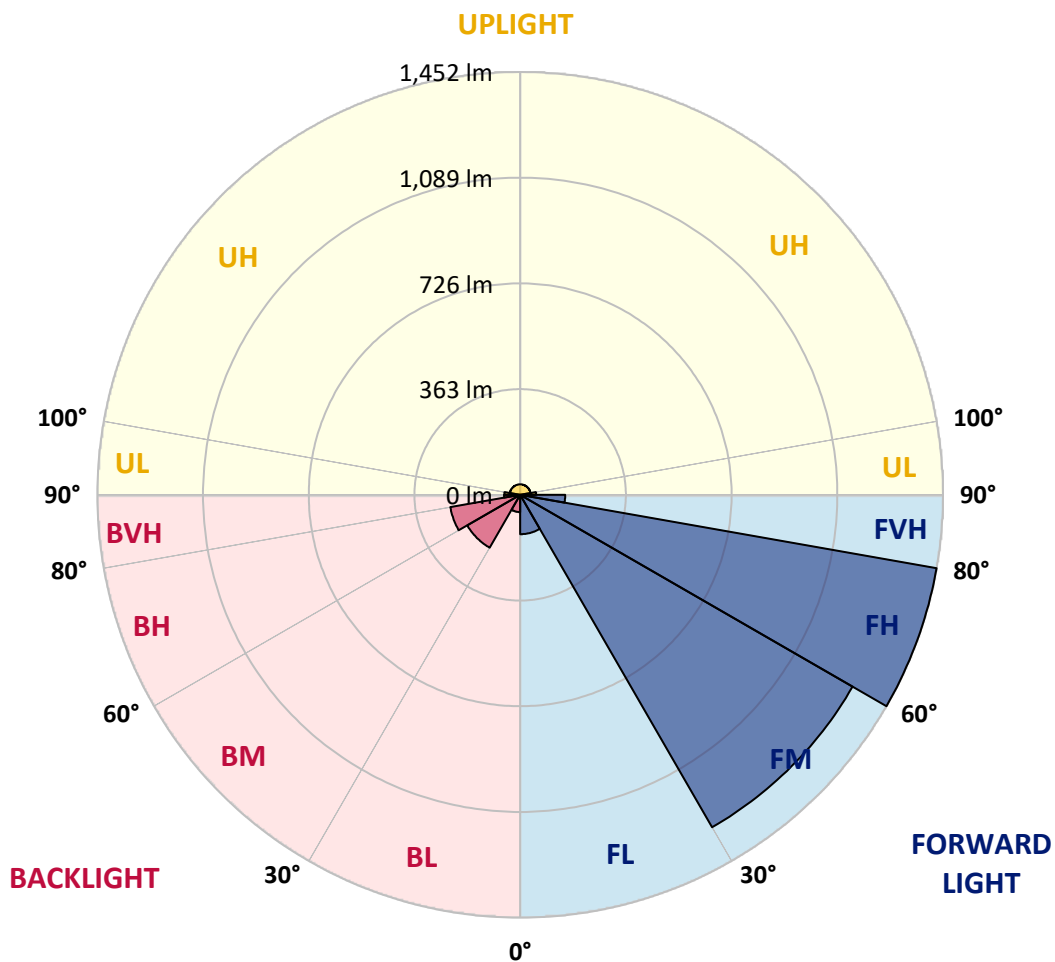
CATALOG NUMBER: LXF.LXT-PA1-30-750-U-SL3-CL

**LUMINAIRE CLASSIFICATION SYSTEM LUMEN TABLE AND BUG RATING:**

Zone		Lumens	% Fixture	Zone Rating/Lumen Limit		
				B	U	G
FL	(0°-30°)	135.3	3.7			
FM	(30°-60°)	1318.6	35.6			
FH	(60°-80°)	1452.5	39.2			G1/1800
FVH	(80°-90°)	154.6	4.2			G2/225
BL	(0°-30°)	59.4	1.6	B0/110		
BM	(30°-60°)	209.7	5.7	B0/220		
BH	(60°-80°)	243.6	6.6	B1/500		G1/500
BVH	(80°-90°)	55.7	1.5			G1/100
UL	(90°-100°)	54.3	1.5		U3/500	
UH	(100°-180°)	36.0	1.0		U2/50	

**BUG Rating: B1-U3-G2**

Type III Medium





REPORT NUMBER: P414716

CATALOG NUMBER: LXF.LXT-PA1-30-750-U-SL3-CL

**CANDELA DISTRIBUTION (FULL):**

	0°	5°	15°	25°	35°	45°	55°	60°	65°	75°	85°
0°	2.5	2.5	2.5	2.5	2.5	2.5	2.5	2.5	2.5	2.5	2.5
2.5°	4.7	4.2	3.8	4.2	4.7	4.2	3.4	3.0	2.5	2.5	2.5
5°	123.5	121.8	120.9	94.3	22.4	14.0	5.5	3.8	3.4	2.5	2.5
7.5°	125.2	123.5	123.9	123.5	121.4	121.4	39.3	14.4	8.0	3.0	3.0
10°	131.9	129.4	126.0	125.6	124.7	123.5	121.4	118.8	27.1	4.7	4.2
12.5°	243.5	242.3	240.6	185.6	134.5	125.2	123.9	120.9	93.0	17.8	82.0
15°	241.9	241.4	238.5	239.7	239.3	136.1	154.3	257.5	247.4	179.3	206.8
17.5°	253.7	252.4	243.5	238.1	238.5	271.9	252.4	254.1	255.0	226.6	221.6
20°	344.2	342.1	341.2	331.5	242.3	319.2	325.6	263.8	270.2	351.8	393.2
22.5°	348.4	345.4	342.1	339.5	382.2	318.0	344.2	420.3	401.3	465.5	438.9
25°	470.6	462.6	429.2	347.6	381.8	366.2	445.2	443.1	419.4	485.8	469.3
27.5°	509.5	504.0	479.5	460.9	389.4	438.5	442.7	447.3	527.7	670.2	624.5
30°	682.4	639.7	529.4	518.0	464.7	442.3	506.1	542.5	593.6	673.1	660.5
32.5°	781.4	760.7	707.4	625.8	544.2	483.7	548.8	548.8	596.6	813.5	835.1
35°	941.6	874.8	770.8	715.4	620.7	578.8	565.7	637.2	705.3	854.5	853.3
37.5°	999.6	993.2	954.3	784.3	729.8	629.6	659.6	681.6	739.1	913.7	911.2
40°	1031.3	1045.2	1048.2	933.2	810.6	727.3	716.7	729.0	784.3	997.0	964.9
42.5°	1138.7	1143.7	1159.4	1028.3	931.5	833.8	804.2	799.1	837.6	1093.8	1035.9
45°	1312.0	1314.6	1303.1	1137.8	1030.0	939.5	906.5	887.1	920.9	1189.8	1126.0
47.5°	1510.8	1516.7	1461.7	1261.7	1119.6	1041.4	1023.7	993.6	1015.2	1276.5	1238.0
50°	1668.9	1667.2	1569.1	1361.9	1210.1	1145.9	1140.4	1112.5	1115.0	1381.8	1359.0
52.5°	1709.9	1707.4	1623.6	1435.9	1292.6	1254.5	1279.5	1236.3	1213.9	1490.9	1484.5
55°	1648.2	1652.8	1613.5	1466.8	1345.0	1350.1	1414.8	1377.6	1347.1	1594.1	1604.2
57.5°	1559.0	1553.5	1559.4	1478.6	1386.0	1443.5	1575.9	1529.4	1500.2	1710.8	1722.2
60°	1393.6	1386.0	1462.6	1465.9	1424.1	1549.2	1747.1	1701.9	1660.9	1833.8	1821.5
62.5°	1142.1	1132.3	1270.6	1388.1	1467.6	1673.1	1916.2	1867.2	1827.5	1964.4	1941.2
65°	760.2	806.3	968.3	1218.2	1451.6	1851.6	2139.9	2066.3	1994.0	2098.5	2094.3
67.5°	441.0	474.0	592.8	866.4	1319.2	2004.2	2494.7	2355.1	2230.4	2250.3	2240.6
70°	273.6	283.7	335.3	499.8	929.8	1953.9	2887.9	2797.8	2533.6	2419.4	2263.4
72.5°	212.3	219.0	248.6	326.4	565.3	1511.2	3074.8	3201.2	2839.7	2463.8	2150.9
74°	173.8	178.0	208.9	292.2	453.7	1152.2	2942.0	3245.2	2933.6	2442.2	2021.5
75°	137.4	141.6	176.3	280.3	431.3	919.2	2745.4	3163.6	2936.5	2408.8	1865.5
77.5°	84.1	87.1	95.1	193.7	392.0	525.1	2025.8	2604.2	2602.5	2000.4	1337.8
80°	66.8	67.7	71.0	101.9	319.2	476.1	1282.9	1797.4	1784.3	1200.8	685.4
82.5°	46.1	49.5	56.2	66.0	170.0	466.4	808.9	1116.7	963.2	457.1	286.7
85°	30.9	33.4	42.7	49.0	90.9	496.4	580.5	628.3	474.0	226.2	189.0
87.5°	12.7	13.1	19.4	23.7	36.8	238.1	390.7	311.2	218.2	143.3	153.9
90°	6.8	6.8	5.1	5.5	13.5	51.2	127.7	123.9	102.7	118.0	144.6
92.5°	7.6	7.6	5.1	5.5	13.1	40.2	138.3	141.2	118.0	125.6	154.8
95°	8.5	8.5	5.1	5.1	12.7	27.5	132.8	149.3	121.4	131.9	156.0
97.5°	9.3	9.7	4.7	4.7	10.1	20.7	83.3	101.9	79.1	68.5	74.8
100°	9.7	9.7	4.2	4.2	6.8	14.8	38.5	49.0	38.1	17.8	12.3
102.5°	9.7	10.1	4.2	3.8	4.7	9.3	12.3	17.8	14.0	10.6	11.4
105°	9.3	10.1	4.2	3.8	3.8	5.1	6.3	7.2	7.6	7.6	11.8
107.5°	7.2	8.0	3.4	3.8	3.4	3.4	2.5	3.0	3.8	6.8	11.8



REPORT NUMBER: P414716

CATALOG NUMBER: LXF.LXT-PA1-30-750-U-SL3-CL

**CANDELA DISTRIBUTION (continued):**

	0°	5°	15°	25°	35°	45°	55°	60°	65°	75°	85°
110°	5.1	5.1	2.5	3.4	3.0	3.4	2.1	2.5	3.4	5.1	9.7
112.5°	2.5	2.1	1.7	2.5	2.5	3.0	2.1	2.1	3.0	4.2	6.8
115°	1.7	2.1	1.3	1.7	2.1	2.1	1.7	2.1	2.5	4.2	7.2
117.5°	1.7	1.7	1.3	1.7	2.1	1.7	1.7	2.1	2.5	4.2	7.2
120°	2.1	1.7	1.3	1.7	1.7	1.3	1.7	2.1	2.1	4.2	7.2
122.5°	2.1	2.1	1.7	1.7	1.7	1.3	1.7	1.7	2.1	4.2	6.8
125°	2.5	2.1	1.7	1.7	1.7	1.3	1.7	1.7	2.1	3.8	6.3
127.5°	2.5	2.5	1.7	1.7	2.1	1.3	1.7	1.7	2.1	3.4	5.9
130°	2.5	2.5	2.1	1.7	2.1	1.7	1.7	1.7	2.1	3.0	5.1
132.5°	2.5	2.5	2.1	2.1	2.1	1.7	1.7	1.7	1.7	2.5	4.2
135°	3.0	2.5	2.1	2.1	2.5	1.7	1.7	1.7	1.7	2.1	3.0
137.5°	3.0	3.0	2.5	2.5	3.0	2.1	1.7	2.1	2.1	2.1	2.5
140°	3.4	3.4	3.4	3.0	3.0	2.1	2.1	2.1	2.1	2.5	2.5
142.5°	4.2	3.8	3.8	3.4	3.0	2.1	2.1	2.1	2.5	2.5	2.5
145°	4.7	4.7	4.2	3.8	3.0	2.1	2.1	2.5	2.5	3.0	3.0
147.5°	4.7	4.7	4.2	3.4	2.5	1.7	2.1	2.5	2.5	3.0	3.4
150°	4.7	4.2	3.8	3.0	2.1	1.3	1.7	2.1	2.5	3.0	3.4
152.5°	3.4	3.4	3.0	2.1	1.7	0.8	1.3	1.7	2.1	2.5	3.0
155°	2.1	2.1	1.7	1.3	1.3	0.8	1.3	1.7	1.7	2.1	2.5
157.5°	0.8	0.8	0.8	0.8	0.8	0.8	0.8	1.3	1.3	1.7	1.7
160°	0.4	0.4	0.8	0.4	0.8	0.8	0.8	1.3	1.3	1.3	1.3
162.5°	0.0	0.0	0.0	0.0	0.0	0.0	0.0	0.0	0.0	0.0	0.0
165°	0.0	0.0	0.0	0.0	0.0	0.0	0.0	0.0	0.0	0.0	0.0
167.5°	0.0	0.0	0.0	0.0	0.0	0.0	0.0	0.0	0.0	0.0	0.0
170°	0.0	0.0	0.0	0.0	0.0	0.0	0.0	0.0	0.0	0.0	0.0
172.5°	0.0	0.0	0.0	0.0	0.0	0.0	0.0	0.0	0.0	0.0	0.0
175°	0.0	0.0	0.0	0.0	0.0	0.0	0.0	0.0	0.0	0.0	0.0
177.5°	0.0	0.0	0.0	0.0	0.0	0.0	0.0	0.0	0.0	0.0	0.0
180°	0.0	0.0	0.0	0.0	0.0	0.0	0.0	0.0	0.0	0.0	0.0





REPORT NUMBER: P414716

CATALOG NUMBER: LXF.LXT-PA1-30-750-U-SL3-CL

**CANDELA DISTRIBUTION (continued):**

	90°	95°	105°	115°	125°	135°	145°	155°	165°	175°	180°
0°	2.5	2.5	2.5	2.5	2.5	2.5	2.5	2.5	2.5	2.5	2.5
2.5°	2.5	2.5	2.5	2.1	2.1	1.3	1.7	1.7	2.1	2.5	3.0
5°	2.5	3.0	2.5	2.1	2.1	1.7	2.1	2.1	2.1	3.0	3.0
7.5°	3.0	3.0	2.5	2.5	2.1	1.7	3.0	91.3	104.9	108.2	109.1
10°	3.8	3.8	3.4	3.0	2.5	98.5	108.7	108.7	107.8	108.7	108.7
12.5°	84.1	90.5	14.4	7.2	81.2	102.3	99.8	98.1	96.4	94.7	93.9
15°	204.6	198.3	181.8	136.6	126.0	93.9	86.3	119.7	127.7	129.8	129.4
17.5°	216.1	205.9	181.0	189.8	166.6	120.1	108.2	107.4	102.7	102.7	103.2
20°	406.3	383.1	246.9	185.2	144.6	145.5	92.6	82.5	86.3	91.8	95.1
22.5°	417.3	386.9	288.8	241.0	130.2	117.5	90.5	79.9	107.8	118.8	119.7
25°	445.2	396.6	292.6	203.0	147.1	96.4	90.1	83.3	98.9	109.1	108.2
27.5°	602.9	534.9	371.7	186.9	116.3	90.9	85.0	79.9	98.5	115.0	114.6
30°	602.1	527.3	343.3	172.1	96.0	84.6	77.4	87.1	91.8	98.1	98.5
32.5°	781.8	670.2	375.5	142.9	85.0	73.1	76.5	79.5	83.3	99.4	102.7
35°	785.6	655.4	326.0	131.1	78.2	69.8	71.9	78.6	86.7	96.8	97.7
37.5°	800.8	647.8	270.6	108.2	80.3	70.6	74.8	82.5	80.3	94.3	96.0
40°	828.7	649.9	227.5	96.8	79.1	70.6	78.2	79.5	79.9	87.1	87.9
42.5°	871.9	661.3	191.1	91.8	77.8	76.5	75.7	76.1	73.1	87.5	89.2
45°	933.2	685.0	163.2	90.1	77.8	89.2	79.1	76.1	69.8	100.6	107.8
47.5°	1023.7	731.5	146.7	90.5	78.2	85.4	78.2	74.0	72.7	117.5	122.6
50°	1126.0	784.8	135.7	92.2	78.2	84.1	77.0	76.1	80.8	119.2	120.5
52.5°	1235.9	855.8	131.9	93.9	84.1	85.4	87.5	87.1	77.8	95.6	95.6
55°	1347.5	929.4	133.2	96.0	88.8	87.5	93.4	82.5	66.8	71.0	70.2
57.5°	1452.8	1015.2	142.1	94.7	85.8	86.7	94.3	77.4	66.8	71.0	72.7
60°	1567.0	1108.2	166.6	91.3	84.6	84.1	93.0	81.6	66.8	81.6	82.0
62.5°	1706.1	1236.3	219.9	94.7	91.3	86.7	93.4	90.1	76.5	78.2	79.9
65°	1870.6	1368.7	270.6	107.8	96.4	87.1	92.2	94.7	86.7	83.7	83.3
67.5°	1991.1	1401.2	272.7	125.2	103.2	91.8	93.0	103.2	94.7	96.4	95.6
70°	1960.6	1312.4	236.4	132.3	107.4	95.6	95.6	107.0	99.8	114.6	115.0
72.5°	1811.8	1139.5	199.6	122.6	101.9	96.8	106.1	110.8	106.1	137.8	136.1
74°	1641.0	1009.3	183.5	111.6	99.8	96.4	109.1	110.8	109.5	147.1	145.9
75°	1509.9	907.0	174.6	105.3	98.5	95.1	109.9	111.2	110.8	148.4	148.0
77.5°	1043.5	612.7	152.6	93.9	96.4	95.1	109.5	113.7	116.7	147.6	146.3
80°	535.3	335.3	127.3	88.8	95.6	97.7	108.2	109.9	114.6	139.5	138.3
82.5°	268.5	193.2	93.4	81.6	96.8	106.1	108.7	106.6	107.8	128.5	126.4
85°	172.9	133.6	62.2	68.5	98.5	115.0	108.2	99.4	101.1	112.0	111.2
87.5°	139.1	98.9	38.1	53.3	104.9	105.3	98.9	87.9	85.8	87.9	86.7
90°	128.5	91.8	32.1	50.3	101.5	87.9	80.8	71.9	64.3	64.7	62.2
92.5°	138.3	96.0	34.2	49.9	80.8	61.7	59.2	54.5	45.2	40.2	37.6
95°	136.1	92.2	34.7	42.3	59.2	35.1	41.9	38.5	27.9	21.1	19.9
97.5°	65.5	46.5	30.9	33.0	34.7	26.6	35.5	32.6	20.3	13.1	12.3
100°	12.3	17.3	27.5	31.3	27.5	20.7	27.9	24.9	11.0	6.8	6.3
102.5°	11.8	9.7	20.7	28.3	17.3	11.8	15.2	14.0	7.2	5.1	5.1
105°	12.3	9.7	9.7	19.4	10.6	5.5	4.7	6.8	5.1	5.1	5.5
107.5°	12.7	9.7	5.9	6.3	5.1	4.2	3.4	3.4	3.8	5.5	5.9



REPORT NUMBER: P414716

CATALOG NUMBER: LXF.LXT-PA1-30-750-U-SL3-CL

**CANDELA DISTRIBUTION (continued):**

	90°	95°	105°	115°	125°	135°	145°	155°	165°	175°	180°
110°	10.1	8.5	5.5	5.1	4.7	4.2	3.4	3.0	3.8	5.9	6.3
112.5°	7.2	6.8	5.1	4.2	3.8	3.8	3.0	2.5	3.8	6.3	6.8
115°	7.2	6.8	4.2	3.8	3.0	3.4	3.0	2.5	3.8	7.2	7.6
117.5°	7.6	6.3	4.2	3.4	2.5	2.5	2.5	2.5	4.2	7.2	7.6
120°	7.6	6.3	4.2	3.0	2.5	2.1	2.5	2.5	4.2	7.2	8.0
122.5°	7.2	6.3	3.8	3.0	2.5	2.1	2.1	2.1	3.8	7.2	7.6
125°	6.8	5.9	3.8	3.0	2.5	1.7	2.1	2.1	3.8	6.8	7.6
127.5°	6.3	5.5	3.8	3.0	2.1	1.7	2.1	2.1	3.8	6.3	7.2
130°	5.5	5.1	3.4	2.5	2.1	1.7	2.1	2.1	3.8	5.9	6.8
132.5°	4.7	4.2	3.0	2.5	2.1	1.7	2.1	1.7	3.0	5.5	5.9
135°	3.4	3.4	3.0	2.1	2.1	1.3	1.7	1.7	2.5	4.2	4.7
137.5°	3.0	3.0	2.5	2.1	2.1	1.3	1.7	1.3	2.1	3.4	3.8
140°	3.0	3.0	2.5	2.1	1.7	1.3	1.3	1.3	1.7	3.0	3.0
142.5°	3.0	3.0	2.5	2.1	1.7	1.3	1.3	1.3	1.7	2.5	3.0
145°	3.0	3.0	3.0	2.5	1.7	1.3	1.3	1.3	1.7	2.5	2.5
147.5°	3.4	3.4	3.0	2.1	1.7	0.8	0.8	1.3	1.7	2.5	2.5
150°	3.4	3.4	3.0	2.1	1.7	0.8	0.4	0.8	1.3	2.1	2.5
152.5°	3.0	3.0	2.5	2.1	1.3	0.8	0.4	0.8	1.3	2.1	2.1
155°	2.5	2.5	2.1	1.7	1.3	0.4	0.0	0.4	0.8	1.7	1.7
157.5°	1.7	2.1	1.7	1.3	0.8	0.4	0.0	0.4	0.4	1.3	1.3
160°	1.7	1.7	1.7	1.3	0.8	0.4	0.0	0.0	0.4	0.8	0.8
162.5°	0.0	0.0	0.0	0.0	0.0	0.0	0.0	0.0	0.0	0.0	0.0
165°	0.0	0.0	0.0	0.0	0.0	0.0	0.0	0.0	0.0	0.0	0.0
167.5°	0.0	0.0	0.0	0.0	0.0	0.0	0.0	0.0	0.0	0.0	0.0
170°	0.0	0.0	0.0	0.0	0.0	0.0	0.0	0.0	0.0	0.0	0.0
172.5°	0.0	0.0	0.0	0.0	0.0	0.0	0.0	0.0	0.0	0.0	0.0
175°	0.0	0.0	0.0	0.0	0.0	0.0	0.0	0.0	0.0	0.0	0.0
177.5°	0.0	0.0	0.0	0.0	0.0	0.0	0.0	0.0	0.0	0.0	0.0
180°	0.0	0.0	0.0	0.0	0.0	0.0	0.0	0.0	0.0	0.0	0.0

(END OF REPORT)